

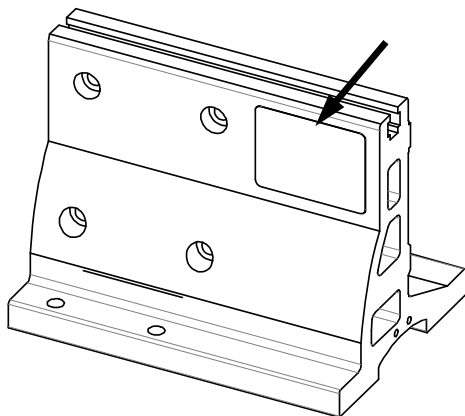
Cartesian Robot JC-3 Series

How to Read the Model No. / Serial No.

Plates are affixed to both robot and controller. Please check both plates.

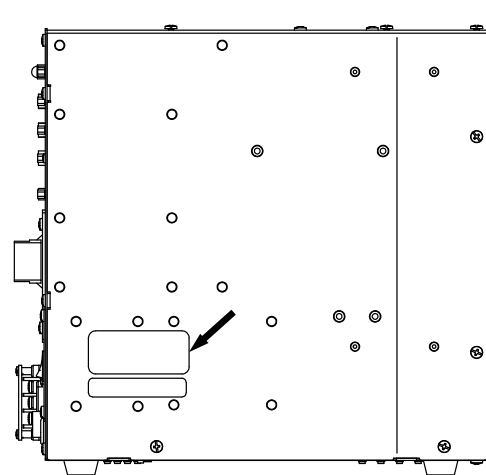
Identificaton Plate Locations

(Robot)



Bracket B2

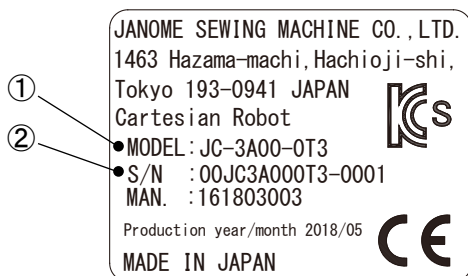
(Controller)



Controller Side

Reading the Identification Plate

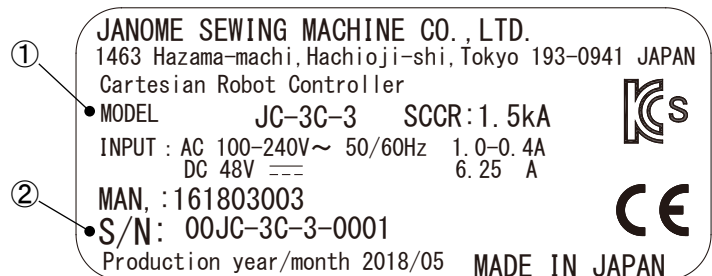
(Robot)



- ① Model Number
- ② Serial Number

Example: 16JC3A000T3-0001

(Controller)



- ① Model Number
- ② Serial Number

Example: 16JC-3C-3-0001